



# INSTAGRAM 2016 DOMINATION

Ultimate INSTAGRAM MARKETING Guide



Learn How To Get 30.000 Followers in  
Less Than 6 Weeks and Build a Thriving  
Business On Instagram



# Overview

---



## I. Getting started

Set up your Instagram Account

5 - 8



## II. Instagram Marketing Basics

How to create your Instagram posts


9 - 12



## III. Creating Your Sales Funnel

How real online marketing works

13 - 16



## IV. Traffic Generation

Get the ball rolling

17 - 19



## V. Secret Formula

How to get most out of your Instagram Marketing

20

# Welcome To Instagram 2016 Domination

This guide is going to skyrocketing **your business**



Samuel Ohonin

CEO & Author

Hi Everyone, I am Samuel Ohonin

**I want you to imagine**, what it would feel like waking up every morning, logging into your bank account, and seeing commissions coming in. You are making the amount of money that you've ever wanted and have complete control over your life to do whatever you want. Your business continues to grow from every place in the world.

I want you to know that this is really possible. You can achieve your own American Dream. This eBook is going to show you **exactly** how it can be done, so pay close attention.



# About the Author

You have to **take action**

---

But first I want to introduce myself. I'm the owner of @Onestepforwards Inc. and Onestepforwards Media. I'm a 24 years old Governance and Public Policy Student. But my life wasn't that pretty as it seems.

2 years ago I was broke and had to lend money from several friends. I don't know if you ever had that feeling not to have enough money. I couldn't even buy a sixpack of water.

But one evening I searched the web when I visited a friend, I found a book called „Rich Dad, Poor Dad“ by Robert Kiyosaki. It just took me two days to finish it. And then my whole life changed. I recognized that wealthy people have got another mindset. Common people work from 9-5, but they work whenever they want. I highly recommend this book to you. Just read it!

I was really motivated and wanted to build a residual income with a MLM business, but I failed. I lost many friends because of that business. So I had to start from the beginning. I knew that my mindset was the most important aspect. I had to change my thoughts trying to focus on opportunities. This lead me into the world of Online Marketing. On the web I found many articles on future businesses.

Nowadays we can buy clothes, furniture, food etc. on the web, almost everything. I realized that I had to get my feet wet on the web. I became an Affiliate Marketer and made some bucks. But I hadn't reached my goal to live the lifestyle I wanted to live. Having enough time to spend on my college exams, with my family and friends. And again, I was at the point having nothing.

## **DEAD BROKE!**

A few month later I recognized that everyone of my college mates were using Instagram. I saw that opportunity and dove into Instagram Marketing. I did everything to get the best informations about this industry. Again I lend money to get coached. After my course I was ready to start my own business. I was hungry and committed to achieve my breakthrough. And I did.

My experiences enable me now to share you my proven Instagram Marketing strategy that will blow your mind. So let's get started!



# I. Getting started

How to set up your [Instagram Account](#)



Instagram has over 400 million users...

...and over 70 million are from the U.S. So you will always find an audience to talk to.

It lasts several month till I mastered the high level attention of my Followers. This report will show you how to build a massive audience in less than 6 weeks. Even if you doesn't have an account yet, you will skyrocketing your business.

Social Media is getting more important for the business world, because of the massive amount of users. It's easy to tap into specific nieches and get high targeted traffic to their product.

Many Youtubers are paid to show or mention a product. They place their affiliate link to the product in the description, and every time someone watches their video and decide to buy that product, they'll earn commission. It's a win-win situation for the Youtuber and the specific business.

I will show you later on how you can do this, too.



# Musthave Apps

First of all download these Tools

**Repost**  
Share pictures of other users to get their attention.

5



**Instagram**

You can get Instagram for free from the App Store or Google Play Store. Create an Account using your email adress.

1



4

**PicSlit**

Create beautiful big banners to attract people to take a look on your pictures.

3

**Fancy Texts**


Change fonts in your bio to make it an eyecatcher.



**Font Candy**

Create or edit your own pictures and let them look amazing.

2



# I. Getting started

How to set up your [Instagram Account](#)

After you downloaded all the Apps, we can start now.


First step you need to do is to chose a profile picture. Take one that matches to your nieche including a beautiful scenery or your business icon. People must know your value of brand recognition. It's really important.

Everybody knows the icons of McDonalds or Apple. So take an icon that represents you or your brand. I recommend [HipsterLogo](#) if you haven't got any icon yet. In a few steps your icon is ready to download.

Next, you have to set up your bio. Your bio is the most important of your instagram marketing. It's like your business face. It tells your visitors who you are and what you're representing.

It is also the only place where you can insert hyperlinks. Instagram wants to prevent spam using this tactic. Successfully.

You have to follow some rules to get the most out of your bio, so follow this example.



Type in your name and your email, that people can contact you and ask questions. In your first line of the main bio you have to describe what you are doing. People want to know who they are facing. In the second line you can choose a motivational quote or something that catches people and they have to think of. People want to be touched emotionally. In the third line you give them a free offer pointing on your website. Everyone wants to get something for free. They want to know if they can trust you. At last insert the address of your website, where they can get the free offer. The free offer has to give value, something that can help them. I expand on that topic later.

# Your Bio

Consider these **aspects**

---



## Number One

Give your full name and email address



## Number Two

Describe what you're doing (job, etc.)



## Number Three

Motivational or inspirational quote



## Number Four

Offer something for free



## Number Five

Use some emojis, but not too much



## Number Six

Your website's or offer's link

---

These six steps work for every niche.





# II. Instagram Marketing Basics

How to create your Instagram [posts](#)

---

I always post motivational pictures. People like to be encouraged. But it's up to you what you want to post.

You have to find your niche. The definition of a niche is: "A position particularly well suited to the person who occupies it."

That means if you are in the weightloss niche, your target market are people who likely buy products or services to lose weight. If you are in the dog training niche, your target market are people who want to train their dogs. It's very simple.

The most competitive niches are Weightloss and Online Marketing (Making Money Online). For newbie affiliate marketers, it can be very difficult to get feet wet in this niches, because there are many experienced advertisers, who know what they're doing.

Newbies start spamming their affiliate links on the web and wonder why they don't earn any commission. If you are a newbie, you can feel safe, if you finish this report and follow all steps.

Now we have to focus on geography. There are different time zones all over the world and there always will be someone who see your posts. But you may have recognized that you won't get the same amount of likes for you posts. You have to find out how to get the most momentum of people.

Results from Studies on the next page.

Make sure you always use [Hashtags](#). Search the top Instagram accounts in your niche and use the same hashtags they use. In the beginning I used to have 10-15 hashtags. If you have 5.000 followers or more, start making your own hashtags. For example your account name. Then you just have to take the strongest 3-5 hashtags in your niche.

Make sure that you don't post the hashtags in your post description, put them in a comment otherwise it will look spammy.

To get more likes using hashtags you can download [TagsForLikes](#) from the App Store. I didn't use it, but for some it works very well.



# Posting Times

---

**Quick Sprout:** Instagram engagement is fairly steady, with slight increases on Monday and decreases on Sunday.

**Elle & Co. :** The best day to post on Instagram is Monday. Posting throughout the day would be fine since Instagram users are consistently active. However, there is a slight dip in activity from 3–4 p.m.

**Huffington Post:** The best time to post is 2 a.m. and 5 p.m. The peak time and day is Wednesday at 7 p.m.

**TrackMaven:** The best time to post videos is between 9 p.m.–8 a.m. with picture posts consistent throughout the week with slight peaks on Thursday and Monday. You simply follow these studies. It will increase the amount of likes and followers you get.



# II. Instagram Marketing Basics

How to create your Instagram [posts](#)

Write always a [description](#) when you post pictures or videos. People are more likely to engage and comment if you the description.

Maybe someone is at the same location or had the same experience. You have to take every possibility to get attracted by your audience. You are your business!

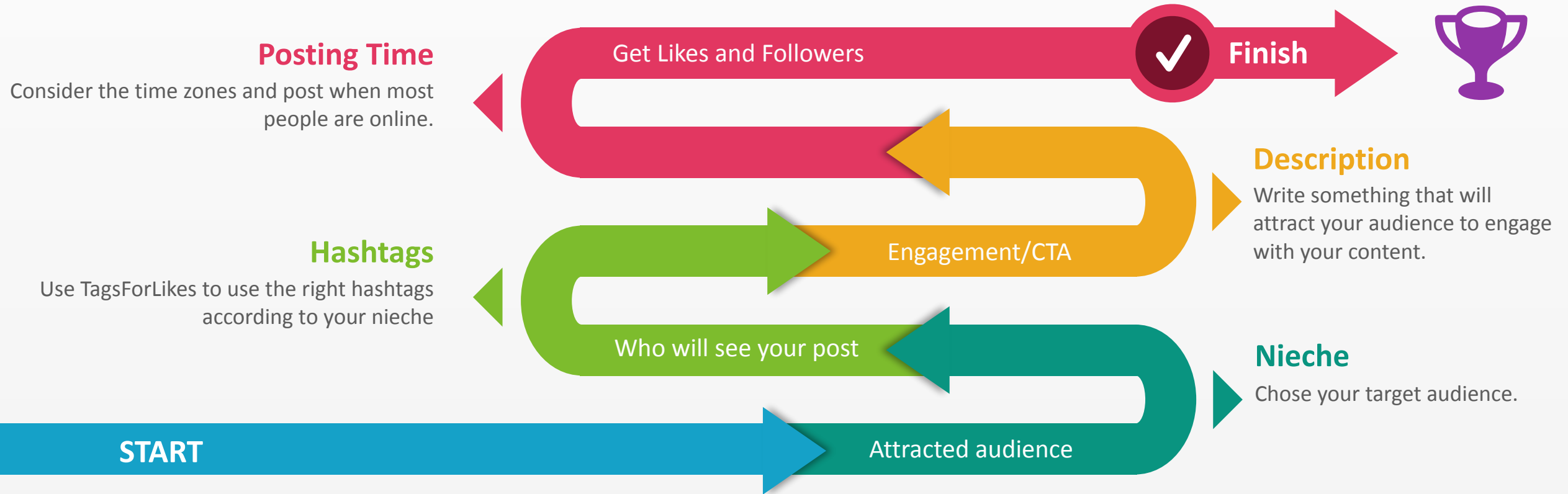
Include a more direct [call to action](#) (CTA) occasionally You have to find the right balance of CTAs. I do 2 CTAs every week.

Encouraging people to engage is absolutely one of the most important things for building stable followers.



# Time Line

How to post the right way



# III. Creating Your Sales Funnel

## Online Marketing Basics

---

Now you have to learn the Online Marketing Basics. As I mentioned above, newbies spread their affiliate links around the web (youtube, facebook, twitter, forums...) and hope that someone will click on their link, buy a product and in the end they will earn a commission. I have to admit, that I also started thinking that way. But you surely know, that it won't work. Nobody will buy anything on the internet if they don't trust that person or business.

You have to build an audience, deliver value, gain trust and then earn a commission.

To make money online, including Instagram, you have to follow the rules. If you read till now, I can hopefully say, that you're on the best way to make it. 90% of the people who download this report won't read until this point, 7% will read it, but won't take action. And the last 3% will read it, think of it and then take massive action. Because if you once understand what opportunities online marketing will give you, you're whole life and thoughts change. Ok, let's make the big bucks!

I mentioned, that you have to offer your visitors something for free in your Instagram bio. Your offer leads to your **Landing Page**.

A Landing Page is the door to your kingdom. If you're familiar with online marketing you know the sentence „The money is in your list.“ Landing Page is also called **Capture Page (CP)**, because you're going to collect the email adress of someone.

Your CP shows your offer and its value. If someone is interested in your offer he has to fill out a **opt-in form**.

I'm no website coding expert nor do you, i think. But there are a few website builders on the web like Wordpress.

To use Wordpress you need at first a web-hosting service. Click the link to get free web-hosting services and domains:

<http://www.prchecker.info/web-hosting/top-10-free-web-hosting-sites/>



# III. Creating Your Sales Funnel

## Online Marketing Basics

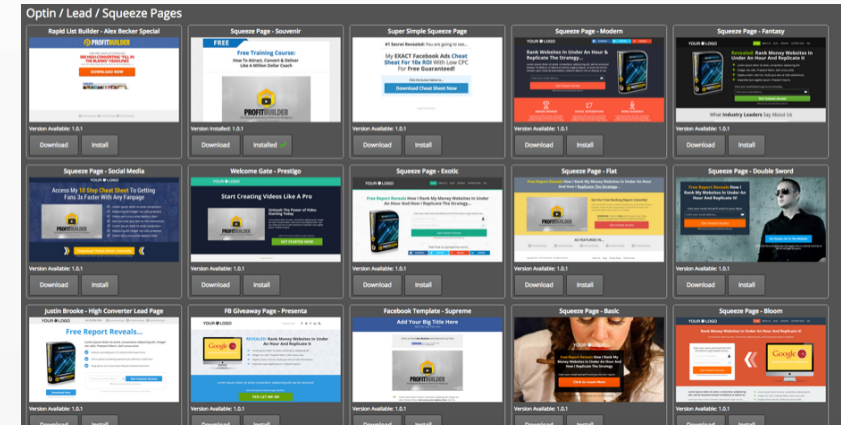
After installing Wordpress on your web-hoster, you have to download the plugin: WP Profit Builder

[wpprofitbuilder.com](http://wpprofitbuilder.com)

This is an easy to use plugin for your WordPress sites to create amazing high-converting marketing as well as leads generation pages, webinar pages, authority weblogs, member portals, start pages, review websites, full eCommerce websites with drag and drop system.

In the world of online marketing , creating landing pages the activity that will be frequently encountered. There are many tools on the Internet and WP Profit Builder is one of the best out there.

It's very easy to use. There are tons of saved templates which can be load by one click.



**Here are a few of the great features:**

You can literally install the plugin and publish a professional-looking sales page in less than 5 minutes

Includes 60+ templates to choose from for all kinds of pages, with new designs continually being added

Modify and customize any template, or build your own from scratch using the drag-and-drop editor

# III. Creating Your Sales Funnel

Online Marketing **Basics**

---

The live preview feature makes it easy to see exactly what the page will look like (supports mobile preview) without having to keep switching browser tabs

Includes lots of different modules for the drag-and-drop editor, including text and images, video and audio embeds, countdown timer, buttons, pricing tables, testimonials, graphs and charts, etc.

Add background videos to any page

All designs are responsive and designed to look great on any size screen

Integrations including MailChimp, AWeber, Constant Contact, Paypal, Clickbank, GoToWebinar, WooCommerce, and more

Get WP Profit Builder here: [Profit Builder](#)

It's one of the best plugins to build Capture Pages and Sales Pages, because your site is set up by a few clicks.

This is a good video on how to build Landing Pages with Profit Builder:

<https://www.youtube.com/watch?v=ipoEkS51II4>

You also need to have an Autoresponder to build your list. Most common ones are Get Response, AWeber and Mailchimp. I prefer Mailchimp, but you can get a free trial using Get Response without Credit Card Information.

Get it here: [Get Response](#)

Watch this video to integrate your Get Response into Wordpress:

<https://www.youtube.com/watch?v=rj6ZfM78X5s>

Get it here: [MailChimp](#)

Watch this video to integrate your Mailchimp into Wordpress:

<https://www.youtube.com/watch?v=Ci1gWjMwaMY>

If you follow every step above, you're ready to link your website to your Instagram bio.



# Road Map

Accomplish this steps

## Web Hoster

Get a web-hosting service.

01

## Wordpress

Install Wordpress on your server.

02

## Autoresponder

Get Response, Aweber or Mailchimp.

03

## WP Profit Builder

Download the WP Profit Builder plugin and create an awesome landing page.

04

## Email List

Start building your list.

05

## Sales Funnel

Connect your website with Instagram.

06





# IV. Traffic Generation

How to get the ball rolling

Now you know how a online business is built on the inside, but you may wonder how you will get a massive amount of people to visit your Instagram page and click the link in your bio.

Just follow the steps about how to post in the right way and at the right time. This will help you to grow a stable audience, who will engage with your content and the more followers you get, the more email subscribers you'll get through your landing page.

But now I will give you a **golden nugget!**

There a many Instagram Accounts who have a lot of followers. If you look at them you should recognize that they post a lot and also comment other pictures. And if you think for a while you will realize that nobody can spend so much time on posting and commenting. There must be someone who does all the work and his name is **BOT**. There are many bots on the web and I use Instagram. These bots like, comment, follow and unfollow people.

This is the real secret of Instagram Marketers. Instagram Gurus will tell you everything but not this very important aspect. Because if everyone would do it, they'll lose cash. The massive activity done by bots let them shine to their audience and the guru seems to engage with his audience.

They also use Tools to direct message new followers, but I don't use any of them. I think that's not how communication work. If someone direct messages me, I want to give my own, honest response.



# IV. Traffic Generation

How to get the ball rolling

Now pay attention!

On the Website of [Instagress](https://www.instagramress.com) you will get a step by step guide on how to configure your bot. You can choose how long the bot should be active, likes, follows etc. Use this, it's a must have for every Instagram marketer and it will help you skyrocketing your business. It is also very cheap. Imagine you would have to pay someone to do all your work (comments, likes, follow, unfollow all the time). This would be far more expensive. Now you're an employee and the bots are your employers who never sleep.

There is one thing to take care of. Don't let the bots run more than 8 hours. When I started using bots, they were nearly three days running. Instagram deleted one of my accounts and I didn't get it back.

My strategy now is to let them work at night when I go to sleep. You also can let them activated a whole day if you run them on slow speed. Instagram just count the numbers of actions and if they are to high you can get blocked, but the Instagress service have their own mechanism to run safely. They're updating their system frequently.

Another good point is that you can transfer time through your accounts. This tool is really amazing, because even if your running speed is set to the limit, the bot won't hit Instagrams like, follow, unfollow and comment limits.

When my account was deleted, Instagress just had launched, so you don't have to be afraid now using it.



# Pyramid Infographic

## The Sales Funnel

### Traffic Generation

Get traffic from Social Media (Instagram, Youtube, Twitter, Facebook, etc.), Traffic Exchange or paid traffic sources



### Build Your List

Use your autoresponder to collect people's email address. Get Response, Aweber, Mailchimp



### Cashflow

Send new great products to your list. The bigger the list, the bigger your earnings.



# V. Instagram 2016 Domination Formula

## The Secret

It's time to reveal the the secret formula. It is so obvious that you may didn't think of: **SCALE**

Every marketer who has a lot of success online knows it. You have to try different strategies and if you find whats working, just repeat it over and over and over again. That's simple.

But many people try different strategies that doesn't work and then they'll give up. Even if they find a way, they're just happy and doesn't think of scaling their strategy.

**Example:** I started my Instagram Business using three different accounts. All accounts were in the motivational/self improvement niche. They had different bios and pictures, but the same link to my landing page. I followed all steps above, because they were taught in several coaching (way too expensive). I just added the scale aspect and that's it. Now I have over 25 accounts in different niches promoting different products (registered on several mobile emulators). Overall I get 500 opt-ins and 10-20 sales every day. Everyone can do this. It's no magic. It's just a matter of your mindset. Many people use Get Followers Apps, but all these followers are fake. they won't engage with your content and opt-in to your landing pages, even take a look on your Instagram page. Stay away from them. Simply use this report and your business will be skyrocketing.



# THANK YOU

It's Time To Take Action!

# Bonus

For *Winners*

---



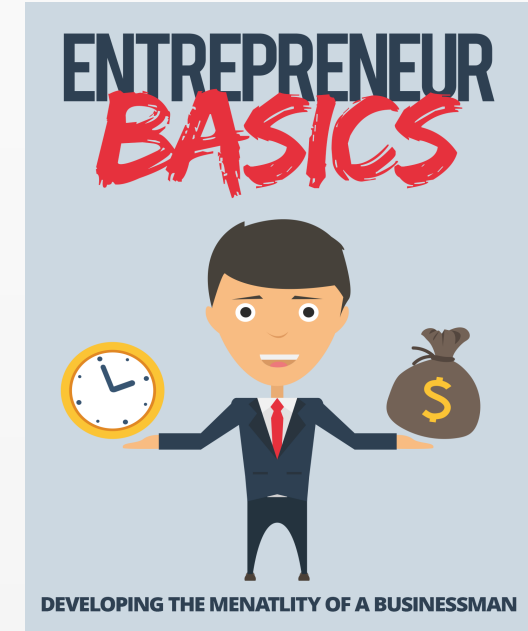
Learn how to build your email list on auto-pilot

[Download Set-n-Forget Money System](#)



Learn how wealthy people think:

[Download The Wealthy Mindset](#)



Learn how to think like and act like a Businessman:

[Download Entrepreneur Basics](#)



# Earnings Disclaimer

---

This is not a guarantee of income because I can not guarantee that you will even take action and do anything with it.

The results were achieved by Onestepforwards Inc. and Onestepforwards Media.

## Copyright

We don't own any rights on the linked YouTube videos.

Graphics belong to their owners and were found on google.com

Copyright belongs to the owner of Onestepforwards Inc.

