

AFFILIATE ARMAGEDDON

How To Generate \$5000 Monthly With Single Page Website

“The Proven, Step-By-Step Formula To Start Profiting Online In As Little As 72 Hours... Guaranteed!”

Copyright Notice: Entrepreneurs class © 2015. All rights reserved. No part of this publication may be reproduced or transmitted in any form or by any means electronic or mechanical. Any unauthorized use, sharing, reproduction or distribution is strictly prohibited. ‘Fast Profits Formula’ is available solely from Anthony at www.niche.Entrepreneursclass.com

If you have attained it from any other source or are aware of anyone distributing it illegally, please contact us via our support desk.

<http://www.entrepreneursclass.com> assumes no responsibility for the use or misuse of this product, or for any injury, damage and/or financial loss sustained to persons or property as a direct or indirect result of using this report. We cannot guarantee your future results and/or success, as there are some unknown risks in business and on the Internet that we cannot foresee. The use of our information should be based on your own due diligence, and you agree that the author is not liable for any success or failure of your business that is directly or indirectly related to the purchase and use of our information.

Copyright © 2015 by Oyundoyin Anthony. All rights reserved.

Table of Contents

Introduction.....	1
Module 1: FIND HOT MARKET.....	4
Module 2: CREATE SOME GREAT BAIT.....	11
Module 3: CREATE YOUR NEWSLETTER SEQUENCE.....	14
Module 4: BUILD A WEBSITE AND PUT A SIGNUP FORM ON IT.....	17
Module 5: GET VISITORS TO YOUR WEBSITE.....	22
Conclusion.....	27

Introduction

Welcome to the Affiliate Armageddon Ebook! The information herein was originally presented by Oyundoyin Anthony.

In this lesson, I am going to share my exact blueprint for building highly profitable marketing funnels quickly and easily that each earn between \$1000 and \$5,000 per month or even more.

I created all of my sites, and they bring in a very nice passive income stream every month.

The reasons why creating sites are so incredible and work so well are as follows:

- They take less than one day to set up
- You create high-quality sites that provide real value (Evergreen)
- They pull in profits for you on complete autopilot

Once you know how to build these sites and other materials needed, you can build one in less than a day. These sites are also of a very high quality, and they provide real value. In other words, these aren't spam sites or sites that Google is going to crack down on.

These are sites that add value to the Internet, and so this is an evergreen model. The sites will start making money for you day in and day out for months, years down the road if you follow my model effectively.

Now, before jumping into a method that is going to reveal to you secrets of how to go about making upwards of \$1,000-5,000 a month online, I want to tell you that It's by far one of the most effective money making methods I've developed in my years as an affiliate marketer, and better yet, it's one of the easiest.

It really is just five simple steps – and even the newbies out there will discover that what I show you today can change your fortunes forever.

This is a system that works – one that works so well that I've duplicated it dozens of times in a huge number of niches. And if you've learnt anything about Internet marketing, you know that a sound system is the first step to success.

So, I know for a fact that when you take a closer look at the 5 simple steps I've been using to generate super affiliate commissions, you'll be amazed at what's possible.

Are you ready to get started? Ok let's dive into the system and get you started making some serious cash.

7 Points that makes these 5-Step Formula so powerful

1. The formula makes it easier to make sales from your website. (That means more money for you.)

2. It increases the chance of you making multiple sales to the same set of people. (That means more money for you.)

3. It gives you the same tool that top marketers use to basically “print money”, just by sending out a couple of emails. (Much, much more money for you. This is how so called Guru Marketers can make tens of thousands of dollars in the space of a few days.)

4. The system makes you immune to search engine algorithm changes.

(Shows that Google can't kill your business overnight.)

5. it's something that will continue to work for years and years to come. (That means you just need to follow the formula once, and then sit back and see the profits year after year.)

6. The system works on auto-pilot. (Meaning that if you just want a passive income, you can just leave it to run by itself)

7. it's something you can feel good about. (You'll be creating something that helps many newbies in internet marketing, so you can be proud to show it to other people such as friends and family.)

Here's a quick synopsis of how the whole system works. I'll show you how to put it all together a bit later in this report.

A visitor land at your website: When a visitor land on your website it shows that he or she is looking for certain information that can help solve related problem.

Opt-in &Downloadable eBook on a topic he's really interested in: After getting quality information on your site such as articles that cater for what they need, then see where they can opt-in and download a report that can also help them, they will not hesitate to do so.

He/she begins receiving newsletter emails: After some time they begin to receive newsletter that related to their interest.

They trust you even more: how? By given then what helps them out is the major way to build credibility.

The newsletter contains affiliate products that help solve his problems: This is the sole of this system and how you will crush it.If you failed in this area then you may not be able to achieve the goal. More on this later, so I hope you got the idea.

They continue receiving emailing a few times per week: Continuity is the sole of this system. You continue sending them emails that the latest information on the niche that your visitors will appreciate, therefore whenever you recommend any product for them,

they will not hesitate to buy because they trust you. The more they buy, the more the commission you will receive, so it directly proportional.

The End Result

You make a lot more money out of your site than if you'd just built a website and Place ads on it.

There are two reasons why this system dramatically increases the amount of money you can make from your website through your hard working:

Without a system like this a visitor might come to your site, click on an ad, decide not to buy anything, and just like that... they're gone and may not come back again.

But with a system like this you grab your visitor's email address. Even if they leave your website and never come back, you can still keep promoting to them.

Also with a system like this you can keep selling to them again and again.

Instead of making \$25 from just one sale, you can now make \$30 + \$47 + \$28+ \$20 ... lots more sales and lots more money from the same visitor.

The true dollar value of a subscriber will shock you...

Everyone knows that there is money in the list, if you have huge list there is chances that you can double your earning without any hard labour.

Once you have got people to opt-in into your list, you won't believe how much money those subscribers are worth. It varies for each niche and each list, but I normally work on the assumption that each email address on one of my lists is worth \$5 -\$10 to me per year.

If you have a list with 5000 people, it worth \$21,000 to \$72,000 per year.

A list with 15,000 subscribers is worth \$100,000 to \$2500, 000 per year. There are many top marketers that have more than, you too can be among those people if you follow what I am going to teach you step by step.

How to create your money-making machine using the 5-Steps Formula

I am going to reveal to you how to build your money-making machine that attracts subscribers basically gives you licence to print cash.

Module 1. Find a Hot Market

The first step in this process is to find a hot market. One of the biggest mistakes people make in the online marketing world is choosing the wrong market, Niche that are not profitable simply because they don't know how to choose the right one.

You don't want to rely on your gut when it comes to this stuff because more often than not you are going to be wrong. It's much better for you to look at the stats, the data, and the numbers because the numbers don't lie. After that, you can move forward and make a decision.

Whenever I decide to build a new website, I always take my chosen market through a 3-step screening process. This is the criteria that he uses to screen every single market I am thinking about going into:

1. Market Motivation: Is the audience willing to spend money?
2. Market Size: How big is the audience?
3. Market Competition: How hard or expensive is it to get traffic?

Firstly, you need to look at whether the buyers in your chosen market are willing to spend money. You want market motivation to stay high. You also need to find out on the size of the audience. The bigger the audience, the more traffic you're going to get and the more money you're going to make. Finally, you'll want to look at the market competition.

How many people are competing for that traffic? You want this to be low. If all three of these factors line up, you'll be good to go.

ClickBank.com is the site that I use to promote most of my markets and make most of my money as an affiliate. What I do is to go to ClickBank and find a product to promote, and then I will build a site around that product and promote it.

Does it sound simple? Yes, you don't have to be a big player in these niches to be making really good money.

When you reach ClickBank.com main page, you will find a huge range of different categories listed over on the left-hand side of the page. Simply select the category that interests you most. When you choose a category, the page will redirect and you will see a number of different products listed over on the right-hand side of the page.



Advertisement

Resources

Recently Removed

Reset Filters and Attributes

Filters

Gravity
10 100+

Avg \$/sale
15 \$150+

Initial \$/sale
\$0 \$100+

Avg Rebill Total
\$0 \$200+

Avg %/sale
1% 75%

Health & Fitness : Diets & Weight Loss

Sort results by:

Popularity

Low to High

High to Low

The Venus Factor: The Legacy Continues. (view mobile)
Absolute Media Monster. Over \$40 Million Paid Out As Of June 2015. \$100k/day Possible. Build Long Term Campaigns And Enjoy The Gravy Wagon. Please Read Tos Here:
www.venusfactor.com/affiliates

Avg \$/sale
\$68.27

PROMOTE

Stats: Initial \$/sale: **\$39.96** | Avg %/sale: **86.0%** | Avg Rebill Total: **\$110.80** | Avg %/rebill: **75.0%** | Grav: **310.73**
Cat: **Health & Fitness : Diets & Weight Loss**



Fat Diminisher Is A Conversion Monster! We Are #1!
Boom! (view mobile)
Top CB Affiliates All Switching To This New Health Offer & Conversions Are Over 8% & \$2.15 Epc From Cold And Warm Traffic - 3 High Ticket Upsells Are Crushing It On Both Male & Female Demo, Esp 35+ Get Creatives Here --
<http://fatdiminisher.com/aff>

Avg \$/sale
\$29.99

PROMOTE

Stats: Initial \$/sale: **\$29.99** | Avg %/sale: **78.0%** | Avg Rebill Total: **\$0.00** | Avg %/rebill: **0.0%** | Grav: **257.46**
Cat: **Health & Fitness : Diets & Weight Loss**



The 3 Week Diet - Affiliates Making \$36,000+ Daily!
Updated For 2015! (view mobile)
Is This The Next Venus Factor? The 3 Week Diet Pays Out 75%. Great Compelling Video And A Product Marketed For Fast Weight Loss Which Is What Dieters Want. Value-based Product With Four Manuals = High Value Perception To Customers. Plus \$150+ Of

Avg \$/sale
\$32.11

PROMOTE

In the case study, I chose 'WEIGHT LOSS', which led me to the results page shown above. As you look through your own results, pay careful attention to the 'Gravity' of these products. The 'Gravity' of the product selected above is shown is circled within the screenshot.

A product's gravity is a measurement of how many sales affiliates are making and how many affiliates are successfully promoting this product. If you look it up online, the definition is pretty obscure.

If you don't understand the meaning of gravity, it really shows you the numbers of affiliate that made sales with a week.

If the gravity of a product is 74, it means that at least 74 affiliates have made a sale in the last week. Are you worried about the numbers of affiliate that are already making money through that product? You don't need to say to yourself "Well, 74 affiliates are already promoting this product, so the market must be saturated." That's the wrong way to think about this. Think about it this way:

"If 74 affiliates have been able to sell a certain product then it must be a good-selling product, and therefore, I am probably going to be able to do just as well." That's the thought process behind all of this.

If you were to head back over to ClickBank's main page, you would see a link at the top of it that says '[Advanced Search](#)' click on this link. Under the 'Stats' section of the advanced search options, you'll find a 'Gravity' heading. Under this you will find a box to select that tells the results to 'Show items with gravity'. Check this box.

Stats		
Gravity		
<input checked="" type="checkbox"/> Show items with gravity:	Higher than ▼	10
Initial \$/sale		
<input type="checkbox"/> Show items with initial \$/sale:	Higher than ▼	
Avg \$/sale		
<input type="checkbox"/> Show items with avg \$/sale:	Higher than ▼	
Avg Rebill Total		
<input type="checkbox"/> Show items with Avg Rebill Total:	Higher than ▼	
Avg %/sale		
<input type="checkbox"/> Show items with avg %/sale:	Higher than ▼	

You will also be able to set it so that only products with a 'Gravity' higher than '10', which is what I recommend. Markets with a gravity rating of 9 or lower seem to be resistant. This resistance tends to lift in markets that have a gravity of seven or more. So, the higher the gravity the better, which means that you'll want to keep your minimum at '10'? Once these settings are set, the results will filter out all of the products that don't have a high gravity.

Doing just this will eliminate hundreds of thousands of products from your search results. This will leave you with only the proven winners, at least where audience motivation is concerned.

During the case study, I came up with 754 high-motivation markets.

You could go into each of those markets and build a niche site promoting every one of them. You could also look into each of these niches and create your own products for them.

STEP 1: PICK A NICHE

The first step to take before start building your own hugely profitable money-making machine is to select a niche where there are a lot of quality products that you can promote, and where there's a lot of money to be made.

It requires a little bit time to find a niche that works well with this system. So I will work through each step on how to select a profitable and evergreen niche that has buyer intention.

I would like to share with you eleven most profitable niches you can start and get a good result without wasting time and energy.

The top 9 most profitable niches (in no particular order)

1. Dating and relationships for men and Women

Subscribers to a newsletter list in this niche tend to stay subscribed for years, because it's something that almost all men have an on-going interest in, whether they're partnered up or not.

It is, in essence, a men's "self-help" niche. If you have a list in this niche you can promote products even if they're not directly related to attracting women: General relationship products, self-help products, muscle-building products, and weight loss products ... even make-money-online products!

2. Weight Losses

This is a HUGE niche that appeals to a very wide audience. Pretty much everyone is interested in losing weight at some point in their lives. You don't even necessarily need to focus your website on weight loss. Any website that appeals to women aged 35+ can make good sales of weight loss products.

3. Dog training

Dog training is a fantastic niche because with 500 dog breeds and around 15 common dog behaviour problems there a THOUSANDS of search terms to target. A misbehaving dog is a big problem, so these people are willing to spend money on a solution. People in this niche are passionate about their dogs and love learning more about them and spending money on them.

4: Self-help

This is another great niche, the health, wealth, romance niche. It's actually a cross-section of a lot of other niches — basically anything to do with improving yourself, your relationships or your situation in life. People in this niche tend to be ADDICTED to self-help products.

5: Make money online (Internet marketing)

Yes, Make money online niches is a great niche and a lot of money will be making, this one delivers the average dollars per subscriber due to the high price of products you'll promote and the passion/pain experienced by prospects.

6: Diet/nutrition

Closely related to weight loss, but appealing to a broader range of people. These people are interested in what they put into their bodies for different reasons: for muscle-building and

fitness, for weight loss, to solve health issues, or just generally because they want to live a long and healthy life.

7: Spirituality and alternative beliefs

Closely related to the self-help niche, subscribers in this niche love discovering more about themselves and their place in the universe.

8: Muscle Building

If weight loss is largely oriented at Women, muscle building is the male equivalent. It's also a massive niche. People are willing to spend big bucks to pack on more muscle and get better bodies. This niche covers aspects of diet, training, weight loss, and health supplements.

9: Survival

A lot of people are worried about potential future economic disaster or natural disaster, and they like to read about ways to protect themselves, their families and their interests if the SHTF, are you not? There are a lot of people aged 50+ in this market and they're highly political, so there are many places you can advertise (political lists, blogs etc).

What makes these niches so great?

- They are "evergreen".
- They are proven profitable
- People are happy to receive emails about them and buy from your recommendation

Now you have been expose to some niches that are profitable and have buyer intention, but you cannot just jump into those niche like that otherwise it will be difficult to make sales, so what you need to do is to break it down or niche it down.

Selecting a sub-niche

After you've chosen a general niche you're interested in, I really recommend that you zero it in to a smaller sub-section of that niche to focus on.

For instance, if you wanted to go into the self-help niche, you might focus on the career development, law of attraction, anger management.

If you wanted to go into the dating tips for women niche, you might focus on online dating for men, or on how to attract women, or on how to keep your boyfriend once you're in a relationship.

Like I explained before, these niches are very HUGE. Even if you're just focusing on a small section of it, you can absolutely rake in the money, AND it makes marketing it a lot easier.

Finding affiliate programs

Once you've chosen one of the above niches that you like, or you have already has one in mind, begin looking for things you can promote. All the niches I've mentioned above have a lot of great products, so this part should be easy.

I explained how you can find hot market using clickbank before, it is a place where vendor and affiliate meet. So how you can use clickbank.com to find affiliate program to promote?

1. ClickBank.com is free to join and they accept just about everybody. There are a huge range of digital products that are easy to sell and have high commissions.

To find products here, click on "Marketplace" at the top of the screen.

Then use the filters on the left-hand side of the page to filter those results down to the products you'll be most interested in.

Gravity: Minimum of 10. Maximum of 100+

Avg \$/sale: Minimum of \$15. Maximum of \$150+

Leave all the rest of the settings at their default.

The screenshot displays the ClickBank Marketplace interface. On the left, a 'Filters' sidebar is visible with the following settings: Gravity (10 to 100+), Avg \$/sale (15 to \$150+), Initial \$/sale (\$0 to \$100+), Avg Rebill Total (\$0 to \$200+), and Avg %/sale (1% to 75%). The main content area is titled 'Health & Fitness : Diets & Weight Loss' and shows a list of products. The top product is 'The Venus Factor: The Legacy Continues.' with an average \$/sale of \$68.27. The second product is 'Fat Diminisher Is A Conversion Monster! We Are #1! Boom!' with an average \$/sale of \$29.99. The third product is 'The 3 Week Diet - Affiliates Making \$36,000+ Daily! Updated For 2015!' with an average \$/sale of \$32.11. Each product listing includes a 'PROMOTE' button and a 'Stats' section with details like initial \$/sale, average %/sale, and average rebill total.

You can also whittle things down further; by just choose a sub-category from the left. For example, I choose health and Fitness category and I niche it down to diet and weight loss. From the health and fitness, there are many sub niches to can select, it only depend on the area of interest.

The screenshot shows a ClickBank affiliate dashboard. On the left is a sidebar with a menu of categories: EDUCATION, EMPLOYMENT & JOBS, FICTION, GAMES, GREEN PRODUCTS, and HEALTH & FITNESS (which is expanded to show sub-categories like Addiction, Beauty, Dental Health, etc.). The main content area displays three product listings, each with a 'PROMOTE' button and a set of statistics.

Product Name	Initial \$/sale	Avg %/sale	Avg Rebill Total	Avg %/rebill	Grav
Desintegrador De Grasa Weightdestroyer In Spanish	\$13.60	75.0%	\$215.79	69.0%	71.1
Desintegrador De Grasa Weightdestroyer En Español. 75% De Comision. Alta Conversion.	\$41.45	75.0%	\$0.00	0.0%	39.12
Factor Quema Grasa : Garantizado El Producto De Mayor Conversion En CB	\$39.23	75.0%	\$21.98	75.0%	57.3

2. Other affiliate networks:

There are many affiliate networks apart from ClickBank you could try, like

www.Jvzoo.com

www.Shareasale.com

www.Linkshare.com

www.dealguardian.com

You might find some good products there too, although I would still recommend ClickBank as your first network.

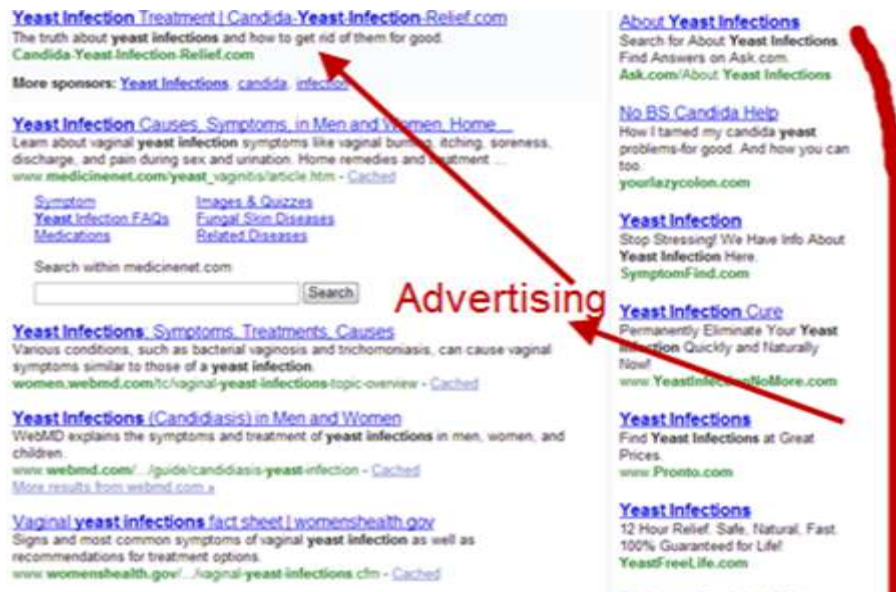
3. In-house affiliate programs:

Many companies choose to run their affiliate programs themselves, rather than through an affiliate network like those I mentioned above. If you find a product in your niche that you'd like to promote, have a look around their website to see if they advertise an "affiliates" area, or a "partner" program.

The more affiliate products you find to promote, the more chance you have of making multiple sales from your subscribers, and the easier it will be to promote to your newsletter list.

You can also use Google to find more affiliate network or your niche to get product to promote. For example you want more affiliate network or program for “yeast infection”, you can use this query to get more through Google.

“Yeast infection affiliate program”



It is very important to find good affiliate to promote as it will serve as determinant to how much you will make through your subscribers.

Now you have learnt about how to find hot market, getting profitable and evergreen niche and how to break the niche down to smaller one in order to make the work easy.

The next is how to get targeted subscribers that will give you money whenever you send e-mail to them, this aspect is very crucial and if you missed it, your chance to make \$1000-\$5000 per month may be difficult.

Module 2: CREATE SOME GREAT BAIT TO INCREASE YOUR OPT-IN

After you have chosen a niche, there is a three-step process to follow when setting up your opt-in page and getting your automated email follow up in place. The steps are as follows:

Step 1. Create a bait or course to attract visitors

Step 2: Write your email course

Step 3: Write your opt-in page content (headline)

Step 4: Create your web page

Create a Bait or Course

The next step is to create some “bait” to entice people to sign up for your newsletter. This doesn’t always need to be an eBook or a written report; although these are the kinds of “bait” you’ll see most often. In some niches you could also create something like mp3 download, video etc. The important thing is that it needs to be a digital download that people can receive immediately upon signing up for your newsletter.

It’s really important that your bait is top-quality stuff. It can’t just be rewritten nasty articles you’ve scraped from an article directory. If your bait are not quality or not add any value to the visitor there is tendency that the visitor may opt-out which will not be the best.

In my own experience the best and easiest kind of bait should be original, well-written content that solves a problem that your readers are likely having. For example numbered lists are one of the best ways to attract visitors to opt-in to download your bait.

Numbered list: In the horse training niche, a good free report could be “Top 10 Horse Behavior Problems And How to Solve Them”.

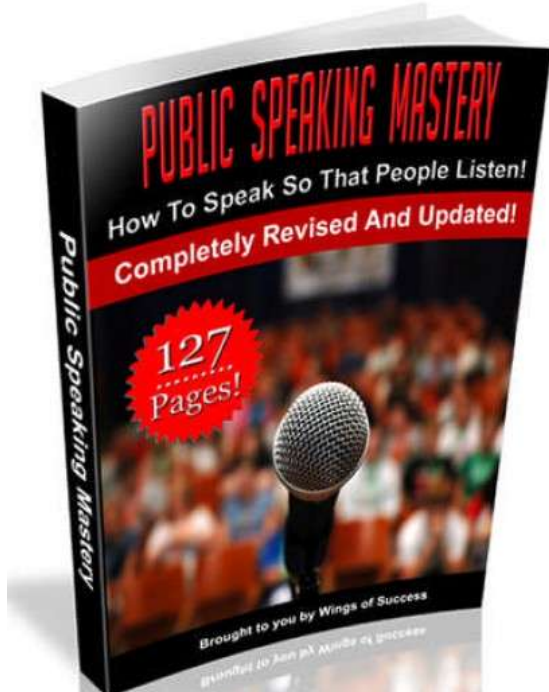
Or “17 Incredible Detox Drinks Helps You Burn Excessive Fat, Boost Metabolism, Fighting Diabetes and Lower Blood Pressure”.

The reason a report like this is good is because it has very broad appeal. Very few Horse owners have a perfectly behaved horse. There’s also an element of mystery about it: Does my horse do any of them? And if he does, how do I solve it?

Attractive headline is very important; it needs to tell your visitors the benefit of give you their email in exchange to get your report or subscribe to your course.

For example, if your niche is public speaking, below image will give you insight how your bait should look like and how you can quickly convert your visitors to list.

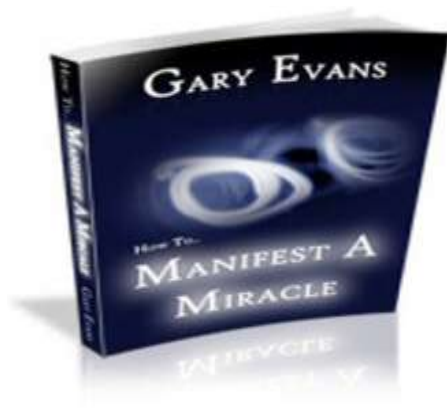
At Last! Learn Some Of The Little Known, But Highly Effective Tips On Public Speaking... Learn The Art Of Convincing A Crowd, And Unleash Your Public Speaking Ability On The Entire Audience... And Mesmerize Them With Your Words And Thoughts... !



**AVAILABLE ONLY
FOR A VERY
LIMITED TIME!**



Hope you got the logic. It doesn't need to look like the above but the point is that you need to convince your visitors to subscribe to your list, the pillar of this system.



**TRUE SECRETS OF
THE MANIFESTATION
PROCESS AND HOW YOU
CAN PUT IT TO WORK
FOR YOU**





- **The biggest lovemaking mistakes**
- How to invigorate each other to make love
- **Ways to help cure premature ejaculation**
- Dozen of oral sex tips
- **Fun sex games**
- How to make your erections harder
- **The best positions to make love**
- Unique places to make love
- **Secrets to give each other more pleasure**

An example of a numbered report, the 500 lovemaking tips and secrets. Lovemaking is a broad-appeal and popular topic within the dating niche.

Module 3: CREATE YOUR NEWSLETTER SEQUENCE

Once you've got your niche and your bait, the next step is to create the newsletter sequence that will be drip-fed to your subscribers, and that will generate sales and commissions for you.

Recall that this is part of the automation of your money-making machine: These emails do not get mailed out "live", they go into a special software (called an autoresponder) that will automatically sends them out to your subscribers at the appropriate time.

What you just need is to create the content for the sequence, and then the rest will be automated. It is important in some cases to create quite a lot of content up-front to have more contents for your visitors and after that it's plain sailing.

What makes a good newsletter sequence?

A really good newsletter sequence does two things.

It must build trust and must sell. You can achieve this by making your emails informative and authoritative. Give people lots of good, useful information for free on a regular basis and they will trust you. Your newsletter must contain the

links to the products you are promoting in order to get commission.

Quality Newsletter is important

It's important that your newsletters are high quality because if readers are not particularly interesting, people will stop opening them. Therefore they won't buy the things you are promoting.

The easiest way to ensure you're giving your readers good content is to try to make every email solve a problem. Do your research; look at some forums and blogs to discover what kinds of problems your audience are facing. Then solve them.

Are you eating enough of these 5 amazing foods that help reduce high blood pressure .

[Watch this video](#)

Did you know that stroke and coronary heart disease still remain to be on the list of the top three main causes of death in the USA? It's time to take your health seriously so you don't fall victim to these!

What is High Blood Pressure and how does this come into play?

According to the National Institute for Health, blood pressure levels of 140/90 mmHg or more can be classified as hypertension.

The worst part about having high blood pressure is that the condition can sometimes be present without any symptoms and before we know it, the damage is already extensive. Serious problems that have been associated with high blood pressure include kidney failure, heart attack, heart failure and stroke.

What are the Risk Factors Associated with High Blood Pressure?

Blood pressure can be influenced by a lot of factors – age, race, family history, tobacco use, sedentary lifestyle, diet, binge drinking, and stress levels. Chronic conditions such as sleep apnea, diabetes and high cholesterol levels can also precipitate the development of hypertension.

[Click here to watch the video](#)

What can You Do to Lower Blood Pressure?

Why you need a long sequence

In my experience, you'll get most of your sales within the first few weeks of someone signing up for your list. But the many times I've found people will continue to buy from me for months and months (or years!) after they initially subscribed.

You can make good money from a shorter newsletter sequence (say 3 months), but if you really want to dip down and maximize the amount of money you get from each subscriber, I'd recommend you make it longer (e.g. 6-8 months).

How to make your newsletter sell?

It's a lot stress-free to make sales from your newsletter today than it was six years ago. Today most merchants will have created video sales letters that are very interesting and informative AND very good at making the sale.

So instead of having to pre-sell your readers with some carefully crafted sales copy, these days you can just say "Hi, check out this free video. It shows you how to., Y, and Z. It will be available for very short time, so go watch it now!"

They've finally cracked the code to adding
100s and 1000s of REAL FANS to your Fanpage
.....in ANY NICHE on complete AUTOPILOT.

They call it - WP Fan Machine

[\(in a hurry? - click here to get it now\)](#)

It takes 2 minutes to setup and then, its completely set and forget.

How does it work?

Just add your Fan Page and keywords related to your niche and in less than 60 seconds, it's ready to go.

The software works every hour of every day without you ever requiring to lift a finger.

All that's left for you to do is...

Watch your Fan Pages grow each and every day.
...on COMPLETE AUTOPILOT.

[=>> SEE HOW IT WORKS \(demo video\)](#)

It's a smart wordpress plugin you can install on any site.

[+] Any number of sites you own.

[+] **Allowing you to add UNLIMITED FANS - 100% No Cost.**

From the above image, you can see the call- to action; it redirected the reader to watch the video which is the affiliate product. Your call to action need to convince your subscribers to click on the link in order to buy the product you are promoting.

Add Your Newsletter Content To Your Autoresponder

Once you've created your content, the next step is to add that content to autoresponder software. An autoresponder is an online service that will automatically send your emails for you. It keeps track of when people subscribe to your mailing list, and drip-feeds them the right email at the right time.

List of Popular autoresponders

www.AWeber.com

www.GetResponse.com

www.FlutterMail.com

www.MailChimp.com

Get your emails into your autoresponder

The way you add your emails into your autoresponder varies depending on which platform you use, but you'll generally need to do the following...

- 1) Create a list.
- 2) Write the subject line

When you want the email to send-This is very important, you can schedule your e-mail probably choose when to go out after signup. This can be three days interval after the sign up email.

Module 4: CREATE A WEBSITE AND PUT A SIGNUP FORM ON IT

There are 3 simple steps to the process

1. Get you domain and hosting
2. Installing wordpress and set up your blog
3. Customize your blog

Once you've chosen your niche and got your bait and your newsletter ready, you need to give people some ways for them to sign up for it. So you need somewhere to put a sign up form where they can enter their name and email address. The best way to do this is to build your own blog.

NOTE: I don't recommend you to use free services like Tumblr.com, Blogger.com, Squidoo.com or WordPress.com to host and build your website.

Domain Providers

There are many domain providers where you can register your domain but I would like to recommend three domains registrars.

- 1) Namecheap.com is one of the best domain registrars with great reputation. One of the advantages of name cheap is that you can get one free year of whois guard in order to protect your information from spammers and competitors.
- 2) www.Godaddy.com is another domain registrar that is well know, am sure you have heard of it.

WEB HOSTING

Next, you will need to get a good hosting account. There are many hosting companies over there to choose from, but I would like to recommend two hosting companies if you don't have hosting account.

1) Hostgator is one of the best hosting on net as they make it for new blogger to start with just \$4 or less with unlimited domain. [Sign up for hostgator account](#) .Sign up for 0.01 for first month using this coupon code: RTB1CENTHOSTING, it available as at the time of writing this report or Google hostgator hosting coupon code.

2) [Bluehost.com](#) is another trusted hosting, if you are interested in hosting with bluehost, sign up here and get access to free domain for one year.

Add some content to your Blog

After setting up your basic website, you can brand it with your own logo and design and then start filling it with content.

Add your signup box to your website

This is the key!

Your autoresponder will give you a snippet of code to include on your website to create the signup form. You can just paste this code into your website and you'll be able to start receiving subscribers.

Where To Places Your Signup Form?

Below are the 4 main places that I like to add a signup form:

i) **at the bottom of an article**

ii) **As a popover:** Many people probably find them annoying in everyday life, but they are extremely powerful and effective.

iii) **In the right sidebar of my website**

iv) **As a squeeze page:** A squeeze page is a special page where the only focus is on getting visitors to sign up. It could just be a signup form and nothing else.

Does your signup box really enticing?

If you want visitors to sign up for your newsletter, you'll get better results if you can really attract them with bait you have created. Don't just say "sign up for my newsletter!"

I'd recommend you select 3 -10 exciting things that people will learn from your report, and present them as bullet points.

You can make use of <http://buzzsumo.com> to find contents that goes viral and do something related to it.

Here are the examples

50 Low-Calorie and Low-Fat Ingredient Substitutions to Make Your Recipes More Healthy.

5 Surefire Tips for Boosting Your Sales Letter Conversion Rate.

Best three Ways to Get Targeted Free Traffic That Convert.

Learn the #1 mistake that people make when XYZ, and why it can really hurt your chances of ABC.

Discover 5 ways to Improve Your SEO.

Use this
Manifestation Breakthrough Kit
To FORCE The Universe
To Give You Your DREAM Life...

\$37-Value Today FREE

Select Your Gender

Enter Your Name

(Your kit is emailed here)

Enter Your Best Email

Email Me The Kit Now

I hate spam as much as you do. I value your privacy and will not share your email address.

Another thing I like to do sometimes is give my ebook a dollar value. (Eg, “normall \$47”). This makes it seem much more valuable to the subscriber.

Free Health
DAILY

FREE REPORT: Lose 10% of your unwanted Body Fat in the NEXT 30 Days!

Enter your name & email address below to get free access to the FREE REPORT!

Enter Your Best Email Here

FREE INSTANT ACCESS!

Your Privacy is 100% Assured, Your Details Will Never Be Shared With Anyone

Free Health
DAILY
The Revolutionary Plan

© 2014-15 VSSMind Media, Inc. All Rights Reserved | Privacy Policy | Terms of Use | DMCA

The above optin page is very attractive that people would like to subscribe for. This makes it seem much more valuable to the subscribe as it is specific .

Download Today - Value \$77 - Today FREE!

ACHIEVE YOUR GOALS

10X FASTER WITH THIS

100% FREE GIFT!

38 Minute Audio Is Yours at No Cost!

Enter Your Best Email Here

DOWNLOAD NOW!

 Your Privacy is 100% Assured. Your Details Will Never Be Shared With Anyone.

Another thing I like to do sometimes is give video or audio as a gift. This makes it seem much more valuable to the subscriber.

Quit Your Job Within 6 Weeks

With This Unbelievably

Lucrative Training Course

Enter Your Best Email Here

CLICK HERE TO CONTINUE

 100% free test drive and credit card is NOT required

[Terms of Use](#) | [Privacy Policy](#) | [Earnings Disclaimer](#)

From the above opt-in, it gives the visitors hope to get training course after they enter their email address in exchange of the course. When you look at the headline, it really grab the attention of people by saying quit your job within 6 weeks and speak to the audience.

Now from the above images I hope you have learnt something that you would be able to implement and get the better result. Just have confidence in yourself and believe that you can do something better than the above opt-in page.

Just start something and see the result, no successful man on earth that has never failed before making income from his or her business.

Module 5: Drive Traffic To Your Website.

The key to having all of the traffic that you want is to know all of the little tricks for making the most out of the traffic sources that you have. There are just four traffic sources that I use to drive traffic to my blog. These are:

Google

Facebook

YouTube and others

Getting Traffic is a huge topic, and there are lots of ways to do it. Some of them are free, and some of them cost money.

Free ways of getting visitors

SEO: (search engine optimization).

The main method is through SEO. This is where you optimize the content on your website and build links to your website so that it appears highly in Google when someone searches for a particular keyword.

There are many plugins that can improve your SEO in no time; some are free while some are paid. Below are the best two SEO plugins you can use to help your website attract thousands of traffic from Google.

(i) [SEO PROCESSOR](#)-The best SEO plugin used by more than 1 million bloggers (Highly recommended).

(ii)SEO by yoast:-Is another best plugin, it has both free and paid version.

On Page SEO

On-page SEO is basically on how to optimise our content for you target keywords. This includes use of proper heading, keyword placement, content quality and many other factors. Below is the On page SEO Checklist when writing and posting your contents.

- Keyword in Title
- Keyword in Permalink
- Keyword in first paragraph
- Keyword in Image Alt tag
- Tweaked Keyword in H2 or H3
- Bold Important Keywords and related keywords
- Italics 1-2 important Keywords
- Outbound Link to relevant high-quality sites
- Internal links to related articles
- Remove all stop words from Permalink
- Add multi-media (Video, Slides, Infographic)
- Content length, better it is. Minimum: 1000 words
- Optimize image before uploading (Compress and resize)
- Page loading time
- Use LSI Keywords (Use Google search to find related Keywords)
- Keyword ONCE in Meta Title
- Keyword ONCE in Meta Description
- Keyword ONCE in Meta Keywords

IF YOU'RE USING [SEOPRESSOR PLUGIN](#) - IT WILL HELP YOU TAKE CARE OF ALMOST ALL THE POINTS MENTIONED ABOVE.

How To Get Ranked In Top 10 Results On Google

Getting ranked in top 10 results on Google is not an easy task as many people think, whether you are focusing on high competitive niche or long tail keywords with low competition, at the end of the day everything base on having quality niche site, quality content and quality backlinks.

Three major ways to quickly get your site to run in top 10 results on Google is through [PPC marketing](#), [On-page SEO](#) and [link building](#). So if you don't have budget to pay on pay per click, then On-page SEO and link building are the best alternative. I want to explain in details the steps by steps to rank in top 10 Google for your niche blog.

1) Long Tail Keywords: Chosen the right keywords for your niche site is very important because it is the road map for people to locate your site. It is crucial to know what your audience is searching for-the best way to start getting traffic from search engine.

[Assessing Competition with Long Tail Pro](#)

To begin checking up on the page 1 competition, we prefer to use an amazing tool called Long Tail Pro.

Long Tail Pro is a software that works both on Windows and Mac and helps you generate a bunch of keywords related to your product or category using the Adwords keyword tool - has some amazing set of features that let you filter and organize the results better.

[Click here to take a look at Long Tail Pro.](#)

The feature we like the most about this tool is the Competition Analysis module. All you need to enter is your keyword for which you want to analyze Google's top 10 results on page 1 and it will give you tremendous amount of data to look at.

You need to know your competition, how they rank and the keywords. The easiest way to take it simple is to find the right keywords for your niche site. Having known the right keywords, then you need to dig deep to find long tail keywords, the KEY to a successful long-term link building without any stress.

1) Using Anchor Text: Getting Backlinks with anchor text is very easy but you need to really understand what anchor text mean, there are some guidelines to follow. Anchor text can speed your ranking because it tells Google that your site is related to the topic of the link.

For example, if your keyword is **weight loss tips** and the link pointing to your site has the anchor text as "weight loss tips", it will notify Google that the site should be ranked for "weight loss tips". This is the reason you need keyword anchor text.

However, if all your anchor text is "weight loss tips", Google may see it as suspicious, and it may likely to de-rank your site. So, when using anchor text, it is necessary to maintain a balance and not overdue it.

Here is how to use your anchor text when linking to your site.

If your keyword is raw food diets and your URL is www.rawfooddiets.com, note that both are exact match domain. You need to find related keywords for "raw food diets" such as:

Raw food diet

Lose weight raw food

Raw food cleanse

Raw food diet

Raw food benefits

As you can see, the above keywords are related to “Raw food diets”. These are the keywords you can use for anchor text when link to your post.

Do not forget to use call to action when you are linking to your site either internal or external links such as “click here”, “read more”. “Download free here”, “visit here” etc.

It may take a while to climb to the top of the search engines, so while you’re waiting; you can use other traffic generation methods.

How To Get Traffic Through Google plus

I have been using this method to attract targeted traffic from Google plus and it only take few minutes to get it done. Many people believe that posting on G plus alone can attract traffic to your website but it beyond that.

If you want to get the best from Google plus you need to make use of your keywords especially long tail keyword that can easily rank well.

Below are the steps to get quality traffic from Google plus/

Step1: Create Google plus page: learn how to create Google page here:

<http://www.shoutmeloud.com/how-to-create-google-pages-for-your-blog.html>

<http://smallbiztrends.com/2013/06/create-a-google-plus-page.html>

Step 2. Start posting on your page: If you want your post to get ranked on search engine, it is very important to use keyword in your title and write summary of the content with your keywords.

The best way is to use long tail keyword that can easily rank, you can use suggested keyword by Google search. For example, “how to make money taking picture with camera”

Searches related to how to make money taking picture with your phone

make money taking pictures with your digital camera

make money taking pictures iphone

how to make money taking pictures of foreclosures

how to make money taking pictures of nature

how to make money taking pictures of houses

how to make money taking pictures online

Take a look at the suggested keywords by Google; you will see that they are all long tail keyword that can easily rank on the first page. With low competitive keywords, you can get targeted traffic to your website with just little effort.

How to make money taking pictures with your phone? Do ...



<https://plus.google.com/.../posts/2sakDBDZoXo>

Oyundoyin Anthony

Apr 2, 2015 - by simply uploading pictures from your smartphone? This guy Michael Davis is making a killing doing it, and he'll show you how can too! Go here to see how you ...

Make money taking pictures with your digital camera If you ...



<https://plus.google.com/.../posts/UdtLr95s87M>

Entrepreneurs Class

Mar 31, 2015 - Make money taking pictures with your digital camera. If you're uploading your pictures to Facebook you are missing out! I know the secret that EVERYONE is ...

Make sure you join community that are related to your niche and share your post with them in order to gain more traffic and convert them to list.

Social Traffic: Don't forget to create Facebook page and twitter account. Both are powerful and they are among the factor search engine will consider when ranking your website.

Use these websites after creating your twitter account for your website.

www.Unfollows.com

www.Follow.net

<https://app.copromote.com>

Paid Traffic:

Paid traffic is very important and can easily convert without wait for long time. It is very advisable to use paid traffic and free method and this will give you the insight of what is working .With paid ads you don't need to spend hours, it only require little skills to get it done.

Below are the best paid traffic that can give you good result.

Google AdWords

Bing Ads

Facebook ads

With these services you bid on certain keywords, and then you pay when someone clicks on your ad and visit your site.

You need to do more research and split test to know where you are getting traffic that convert. Learn more on the above paid ads before you jump into it.

Reinvest

If you are very happy with earning a few hundred dollars a week from one of these money-making machine sites, you really want to hit the big time, you need to overcome your initial urge to pocket all your earnings, and instead reinvest a good proportion of it back into your business.

Buy More Traffic

Use your money to get more visitors to your website. More visitors = more signups = more money. Build more money-making machines. A time will come where it makes more financial sense to put your money into building more of these money-making machines, rather than continuing to improve your current website.

I also like to encourage this to “spread the risk”, or “not put all your eggs in one basket”, or “diversify your portfolio”. It’s just smart business.

Conclusion

First, let me start by congratulating you on how far you’ve come. You have to take a moment to really be proud of yourself because most never make it even this far. People love to talk about all the big things they want to do, but few have the true passion and desire to give it what it needs.

This book is just step one of the process to turning a single page website into six figure earning monthly. If you want to go deep into the business and expand yourself, I really want to hand you over to my best head coach and lead you through the entire process.

There are two major steps that will allow you to work together with my coach and other trainers much more closely.

Step 1. [Sign up for Affiliorama](#) . When it comes to niche and affiliate marketing, he is the best among the equal.

Step 2. After sign up, take action. I am very sure you will be happy to join Niche Classroom because there are many proves that show that the Mark course has helped thousands of people like me making living online without any hard labour.

To your Success!

Oyundoyin Anthony

<http://www.entrepreneursclass.com>

Recommended Tools And Resources

[Click Bank University](#): One of the best affiliate programs on internet.

[Niche Profit Classroom](#)

Help Desk

You can mail us at admin@entrepreneursclass.com in case you have question.